

*Enter now this hallowed ground
And take the time to look around.
Here upon his own sword's blade
Was Ledyard's sacrifice last paid.
Here the barracks once were found
Their outline marked in granite stone.*

*And find to the left of the sallee port
The spot where Montgomery entered the fort
And here he met his fateful end
Felled by the pike in Freeman's hand.*

13. How many British are pictured in the plaque? Put the corresponding letter of the alphabet in space 5.

*Now bending head, move through the port
To find your way outside the fort
The covered way does twist and wind
To two more buildings yet to find.
The first was used to heat the shot
That sealed the wooden vessels' lot*


14. Part of this building's name refers to a place that is very hot. Put the first letter of that word in space 7.

*One building more is yet to see
And at your journey's end you'll be
The magazine will end our quest
Go to the side that's at the west
Use your clues to solve the rest.*

*Reach inside to find your prize
You'll find it tucked into the side
But here it is, my last request
Return it for a future guest.*

Once you've finished, make sure to take a photo with your treasure and send it to us to enter the drawing.

1	2	3	4	5	6	7	8	9	10	11	12	13	14	15
16	17	18	19	20	21	22	23	24						



Fort Griswold

Thames River Quest - June 2, 2018



This quest begins at Thames River Landing located at 301 Thames Street in Groton and proceeds to Fort Griswold. The landing is a stop on the route of the Thames River Heritage Park Water Taxi. Take the water taxi or park at 2 Latham Street for easy access. (You may also park on side streets.)

All participants: please email your name, address and a photo of you with your prize at the end of the Quest to be entered in a drawing for a special gift to:
info@thamesriverheritagepark.org






Our trail begins where some did end.
 For from this place Redcoats did send
 The prisoners, their spoils of war.
 To remember them forever more
 A stone wheel stands upon this spot.
 For some returned and some did not.

- How many prisoners were taken? Add the two digits. Put the corresponding letter of the alphabet in space 19. _____
- The battle that took place at Fort Griswold is called the Battle of _____. Put the first letter of the first word in space 22. Put the first letter of the second word in space 23.

Cross the street and up the hill
 And there a hallowed home stands still,
 Where patriots, wounded, dying,
 Were brought from the fort where they were lying -
 Here to be sheltered and carefully tended.
 For far too many their life here ended.
 Round the house to read the signs
 For in their words more clues you'll find

- What is the most common letter in the original owner's name? Put the letter in space 6. _____
- When was the house first constructed? Add the first two numbers and subtract the third number. Put the corresponding letter of the alphabet in space 18. _____

Now climb the hill and find the tower
 That marks the very day and hour
 When patriots heard the cannon's warning
 And ran to serve that fateful morning
 And fell for home and freedom's name
 At the hand of he with traitor's fame.



- When was the monument constructed? Add the numbers together. Put the corresponding letter of the alphabet in space 13. _____
- Who commanded the British troops? Put the first letter of his first name in space 16 and the first letter of his last name in space 17. _____

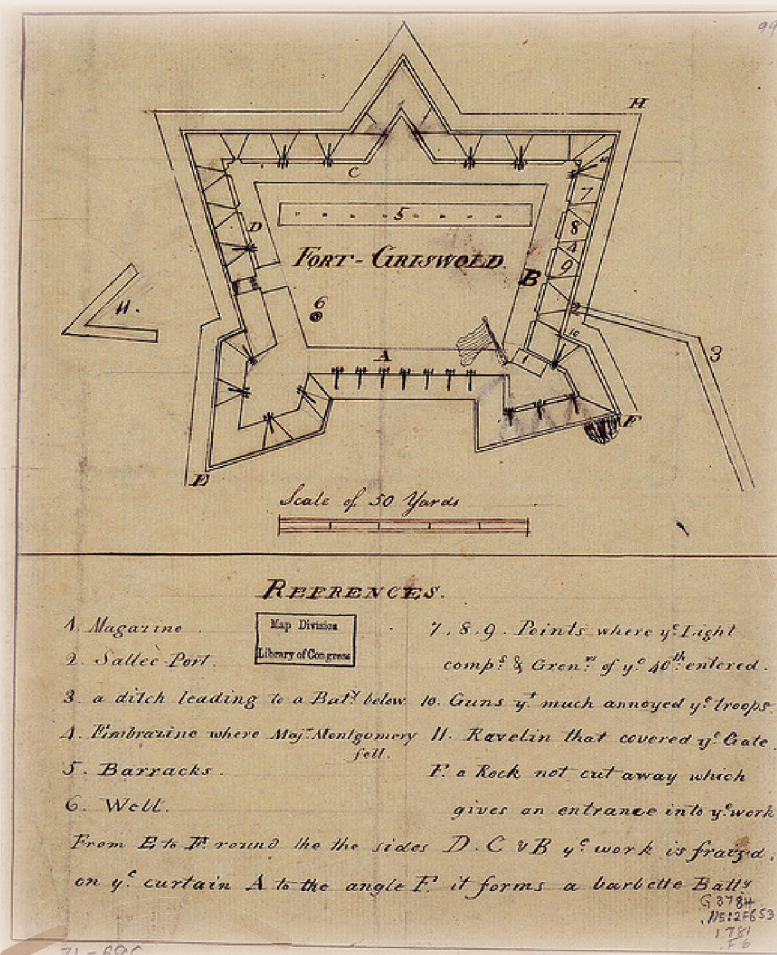
Now find your way to the battlefield's gates
 Where listed are the men whose fates
 Were met upon that dreadful day
 And are remembered here today.

- How many men with the last name "Avery" are on the marker? (Be sure to review the entire marker.) Put the corresponding letter of the alphabet in space 14. _____
- A member of the Pequot tribe is listed among the names. Put the first letter of his first name in spaces 11, 15, and 24. _____
- Find the two names on the marker that are also names of animals. Take the vowel that comes second in alphabetical order and put it in spaces 1, 4, 8 and 21. _____

Go through the gates and soon you'll find
 Two most explanatory signs.
 Read them and you'll shortly learn
 What happened here while New London burned.



- What was the date of the battle? Put the first letter of the month in spaces 3, 10, and 12. _____
- In what month of 1775 was Colonel Elderkin directed to consider places that could be used to fortify the harbor against the enemies? Put the first letter of that month in space 2. _____
- During which war did the Battle of Groton Heights take place? Put the first letter of this war in spaces 9 and 20. _____



Use this map to find locations inside the fort.

- | | |
|----------------|---|
| 1. Magazine | 4. Embrasure where Maj. Montgomery fell |
| 2. Saltee Port | 5. Barracks |
| 3. Covered Way | |